

# 1800mm Pantech Top

**Model:** B1800

---



**Model:** B1800  
**Width:** 1800mm  
**Height:** 600mm  
**Length:** 3200mm

This roof was originally designed as a roof for furniture trailers for the hire market. It is 600 mm high so only a 1500 wide sheet is needed to clad the wall and still give an overall height above the floor of over 2 metres.

---

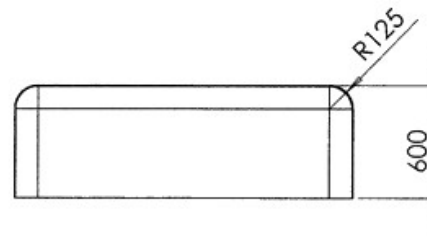

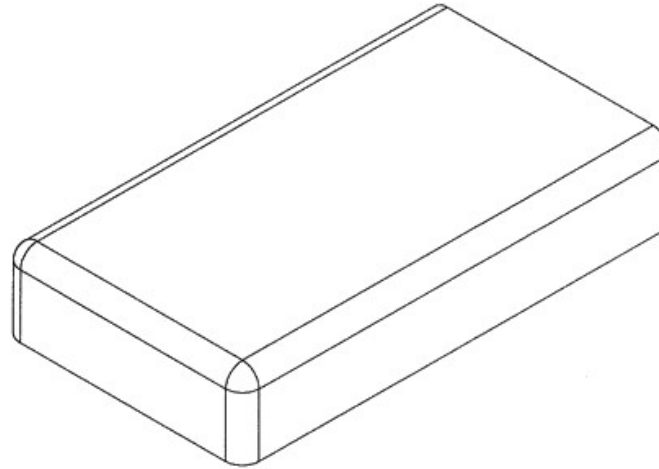
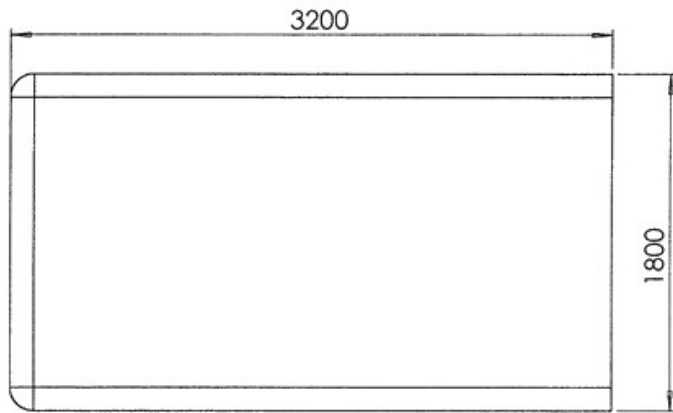
## BEACHMERE FIBREGLASS

**Location:** 1/15 Cessna Drive, Caboolture QLD 5410 **Phone:** (07) 5499 1288 **Email:** [info@bmfg.com.au](mailto:info@bmfg.com.au) **Website:** <http://bmfg.com.au/>

# 1800mm Pantech Top

Model: B1800

---



**1800 PANTECH TOP**

---

**BEACHMERE FIBREGLASS**

**Location:** 1/15 Cessna Drive, Caboolture QLD 5410 **Phone:** (07) 5499 1288 **Email:** [info@bmfg.com.au](mailto:info@bmfg.com.au) **Website:** <http://bmfg.com.au/>